

CERTIFICATE IN DRESS DESIGNING & TAILORING



A close-up, artistic photograph of a microscope's objective lenses and eyepiece, with a green thread or fiber running across the frame. The lighting is dramatic, highlighting the metallic and glass components.

Table of Contents

About Glister Eduversity .. 03

Course Overview..... 04

Course Objective..... 05

Details of Program... 06

Content of Syllabus... 07

Reference Books..... 08

About Glister Eduversity

Today is the era of working parents and due to workload, they do not get enough time to support their children's education. Therefore, they are heavily blamed by All, in the current dialogue and debate about Improving the education system, the disadvantages of improper parenting is known to all.

It is time to start parenting in the education system. With the Glister Eduversity, We present you the solution to all such problems switching towards telephonic parenting, proper guidance and development graph.

This is the first Indian institution to provide education care with parenting. Glister Education offers telephonic parenting with a right strategic plans for the student, online test series, seminar, scholarship programs, in really attractive packages.

We also guide their appointments as well as their strategies. So, lets don't wait, and achieve nothing less than success with Glister Eduversity Parenting cum Education Care.



Director: Amit Pandey

Mission

The mission of Glister Eduversity is to educate the citizens and citizen-leaders for our society.

We do this through our commitment to the transformative power of a liberal arts and sciences education.

Beginning in the classroom with exposure to new ideas, new ways of understanding, and new ways of knowing, students embark on a journey of intellectual transformation.

Through a diverse living environment, where students live with people who are studying different topics, who come from different walks of life and have evolving identities, intellectual transformation is deepened and conditions for social transformation are created.

From this we hope that students will begin to fashion their lives by gaining a sense of what they want to do with their gifts and talents, assessing their values and interests, and learning how they can best serve the world.

Vision

Glister Eduversity will set the standard for residential liberal arts and sciences education in the twenty-first century. We are committed to creating and sustaining the conditions that enable all Glister Eduversity students to experience an unparalleled educational journey that is intellectually, socially, and personally transformative.

Welcome to the Glister Eduversity, Varanasi. For more than three Years, Glister Eduversity has served as our nation's flagship comprehensive institution of higher education.

Our primary goal is to become one of the most prominent and excellent educational Institute in the world. We are fortunate to have a talented, highly committed teaching and support staff here to ensure the learning environment of our students is the best it can be. Our faculties are renowned scholars and accomplished practitioners who are actively engaged in the academic excellence and innovative research ideas of the modern world. Our students are innovators, engineers, managers, great scientists, entrepreneurs, and aspiring leaders - from every age group and are located at every corner of the country. Our unique teaching and learning process with a proper blend of theory and practice crosses the boundaries of nations towards industry-readiness and global excellence.

Program overview

Today's clothing is a medium of expression of creative skills of the designer and the skills of a fabricator. Stitching is the basic skill which transforms the preconceived idea, which is expressed as "design" into its practical usable form of "garment" or a "style". Stitching is the craft of fastening or attaching objects using stitches made with a needle and thread. Sewing is used in garment making and also in a variety of crafts and industries which include upholstery, furnishing and sports goods. It is a vocational stream and the fundamental process underlying a variety of textile arts and crafts including embroidery, quilting and patch work. The course of "Dress Designing and Tailoring" is an effort to develop stitching skills in an individual which would not only help one generate newer forms of design but also would provide a sound footage in guiding a skilled person to transform the idea into a garment.

Salient Features



The course offers a set of techniques, theories and methods of transforming an ordinary piece of cloth as dress according to the needs of the customer.



The beauty of this programme is that Anyone who has a knack for colors, can visualize designs and has smart skills to transfer her ideas on cloth and turn it into a fashionable garment, thus Become an entrepreneur in her own right.



Readymade garments in mass production are getting in popular because of cost a production but Fashion has its own place thus it needs at specific knowledge of fabric, drafting, cutting, stitching, Pattern layout to provide be fitting change in the garments here comes to the value of the course.



The Tailor or Garment maker should be focused on Quality Fitness. With Our Certificate Course You will Become Certified Fitness tailor and can become Pattern Maker, Pattern cutter and Grader, Quality Controller Supervision for inspection, Production Manager, Self-employment by Opening garment units



Course Objective

The 6 Months Dress Designing & Tailoring course is for the Learners who want to work in the Tailoring sector with the aim to learn, develop and practice required by the market. In this course, the emphasis is put on the trainee to acquire the ability to perform as a confident and competent Tailor.

The objectives of this course are to:

This course is designed to teach the various nuances of pattern making and fashion dress designing in a comprehensive manner. The patterns cater to both standard measurements & personal . By learning different types of patterns, a student would be able to stylishly design her own dress according to the latest trends.

This course is useful for persons who wish to start their own business such as establishing a tailoring unit or a Boutique as well as for Professional garment design opportunities in the Industry.

Learning Outcome :

After completing this programme, participants will be able to:

- Select suitable techniques for different styles and types of Dress designs according to the latest trends.
- Illustrate and understand various types of garment sketches and techniques in making them.
- Stitch various types of garments.
- Prepare patterns of garments as per design requirement
- Manage the production of different types of garments on the shop floor
- Set up an entrepreneurial unit
- Acquire skill in Computer Aided Designing skills for garment industry.



1. Title of the Course

The Course shall be called as "Certificate Course in Dress designing & Tailoring ", a Regular course of 6 months (240 hrs.) Duration.

2. Duration of the Course

This is a Regular course of 240 hrs. Extended over a period of 6 months duration.

3. What You Will Get:

You Will Get a Mark sheet and a Certificate That Will be Universally Acceptable.

4. Aims and Objectives of the Course

The broad objective of the programme is to create professional Dress designer & Tailor.

5. SCOPE:

Start a small-scale industry, Tailor, Fashion coordinator in export or domestic industry houses, consultant for garment manufacturing, Designer for garment styles, Embroidery Designer, Freelancer in activities associated with Dress Design, Teacher, Pattern designer or Merchandiser.

6. Syllabus


The syllabus is design to fulfill aforesaid objectives containing theory subjects as well as practical in Dress Designing & Tailoring.

Basics of Sewing	Theory : 50 Marks, Practical/Assignment : 50 Marks
Techniques	Theory : 50 Marks, Practical/Assignment : 50 Marks
Garments	Theory : 50 Marks, Practical/Assignment : 50 Marks
Indian Culture & World Religion	Theory : 50 Marks, Practical/Assignment : 50 Marks

7. Eligibility Conditions

A candidate who has passed at least 10th examination from a recognized Board or its equivalent shall be eligible to take admission to the course.

8. Course Fee: INR 15,000+GST/-



Content of Syllabus :

Unit 1 :- Basics of Sewing

Stitching Techniques, Dress Measurements & Techniques, Anatomy of Drafting Garments, Calculations and Drafting Patterns, Method to Fold the Fabric for Patterns, Terms used in Tailoring

Unit 2 :- Techniques


Pattern making & Drafting of different dresses and techniques of using various Tucks, Pleats, Frills, Openings, Collars, Sleeves, Necklines etc

Unit 3 :- Garments


Skirts : 12 types, Frocks : 10 types, Skirts & Jeans Tops : 8 Types, Ladies Blouses : 28 to 38 Size, Plain Saree Blouse, Cut Blouse for a Saree, Katori Blouse, Raglan Blouse, Designer Blouse. Salwar : Plain, Model Salwar, Patiala Salwar, Churidhar etc. Kameez , Kurta ,Ladies Shirt, Kalidhar Cut, Princess Cut etc, Pants : a) Little Boys uniform pant, b) Divided skirts for Girls, c) Pedal Pusher, d) Capri, e) Harem Pants, f) Ladies Pants, g) One Piece Pants, h) Pleated Pants, i) Bell bottom Pants, j) Elephant Pants, j) Regular Pants , Shirts : a) Little Boys shirt, b) Nehru Shirt, c) Plain Shirt, d) Shirt with Yoke, e) Ladies Shirt, f) Shirts with Pockets & Collar. g)Vest . Accessories: a) Belt b) Bags c) Cap, d) Hot Pads, e) Masks etc

Unit 4 :- Indian Culture & World Religion

Culture and Religion of India and World, Different religion – Different Outfits (India), Different States and Different Outfit (India).




Books For Reference



Cutting & Tailoring Course Illustrated

Gayatri Verma & Kapil Dey




Home Tailoring Course

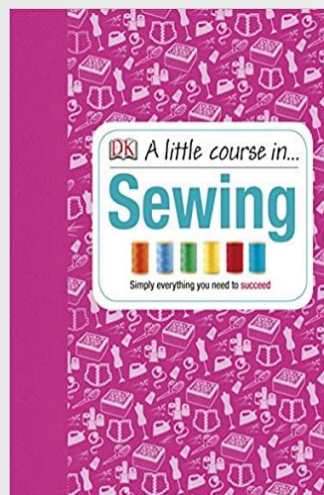
Rapidex



Home Tailoring course



Katai-Silai Theory
Gayatri Verma



A little Course in Sewing
DK